







North Shore Hospital Campus map

- KEY**
-  PARKING PAY STATION
 -  MOBILITY PARKING
 -  BICYCLE STORAGE
 -  PEDESTRIAN CROSSING
 -  STAFF/PATIENT SHUTTLE
 -  BUS STOP
 -  ASSEMBLY POINT



43 TAHAROTO ROAD
37 TAHAROTO ROAD

3 SHEA TERRACE
3 MARY POYNTON CRESCENT

15 SHEA TERRACE
17 SHEA TERRACE